

DCCconcepts products

Working Steam era locomotive lamps.



Accurate 4mm scale lamps to bring your locos to life

There are six working lamps in each pack, along with a range of resistors so you can set realistic light levels.

Each lamp has a fine handle that is actually hinged. The wiring is super fine to make it nearly invisible when installed.

SOLD IN PACKS OF SIX (With a selection of resistors)

DML-LLBWH

6x LMS/BR type - WHITE

DML-LLBRD

6x LMS/BR type - RED

DML-LLBRW

6x LMS/BR type - RED+WHITE (Guards van type with one lens front of the lamp, one on rear)

DML-LLBSH

6x LMS/BR type - RED+WHITE ("Shunting Lamp" style - One lens can be RED or WHITE)

DML-LNERW

6x LNER/SR type type - WHITE

DML-LNERR

6x LNER/SR type type - RED



DCCconcepts products

Super-finely detailed, highly accurate 4mm scale Station and Yard lamps.

Without any doubt, these are the best, most accurate lamps ever created for use in 4mm scale/OO

We will let the images tell the story...

Built to the original drawings they feature etched brass lamp frames, polycarbonate posts with solid brass or stainless steel cores, perfectly matched low voltage lighting and where appropriate, they include extension posts other added detail.

Usually available in packs of 2 or 3 pcs We do also offer larger "value packs"

The range includes the following:

* Midland-style large-head oil lamps (Used in loco facilities and yards before wide availability of gas)

* Elegant "tapered post" gas lamps and matching wall lamps

* Graceful "Barley twist" Gas lamps

* Modern lamps with exact scale dimensions - Single or double types. They have easily adjustable post height. within each pack, some lamp post are fitted with speaker and CCTV camera details.

The full range (with all pricing) can be seen on the DCCconcepts Website.

www.dccconcepts.com.



Every lamp pack includes "control PCBs". If wall lamps are involved we also include some "Prototype white" LEDs for truly realistic interior light colour.

Realistic lighting isn't bright! Use the power control PCBs keep them looking good!

We STRONGLY suggest that you keep the voltage to the lamps at around 4.5v.

DCCconcepts products

Incredibly accurate coach lighting for Modern & Steam Era coaches.


DML-MTL: Modern Coach Lamps (Mk4 to current day E.C.M.L. first class)

There are 12 working lamps in each pack, along with other useful installation parts

Lamp detail is superb and even includes the switch... and the light falls in a soft pool on the table just like the real thing!

Installation of the lamps is very easy (just drill a 1.5mm hole in the correct position and fit). Packs also include wire, copper tape & axle pickup springs for installation.

We also add a range of resistors so you can set your lamps to realistic light levels.



Installation of MTL-RCTL lamps & tables will take some time, but the result really justifies the effort!

Packs include copper tape, wire and pick-up springs to make your installation easier.

We also include a range of resistors to set your amps to realistic levels.

DML-RCTL: Superbly Table Lamps for Pullman & Restaurant Cars

There are 12 working lamps in each pack, and each is part of a fully set dining table in the tradition of Pullman and high quality railway dining!

Spend time installing these correctly for a museum quality detail level!

DCCconcepts products


Power Pickups and installation Aids

Pickups for 4mm scale & HO use. DCF-WP12 (pack of 12 with screws)

Adding pickups to loco tenders or rolling stock can be a chore, but these really do make it easier.

With "real gold" plated phosphor bronze pickup fingers and a high quality fibreglass PCB, they work every time, first time.

These top quality pickups make the task easy for the average modeller.



Bearing reamers for 4mm scale & OO/HO use. DCF-BR2 (pack of 2 with thumb wheels)

Plastic or cast metal sideframes rarely have a truly cone shaped end to the bearing and they put more load than needed onto the axle, increasing friction.

So... even if you are retaining the same wheels, using the BR2 reamers will greatly reduce friction, so much so in fact that your locos may well pull one or two more coaches than they could before!




DCCconcepts Friction-Free Live axle "Power" Pickup springs

The best possible performance for your stock. packs of 50 Phosphor bronze springs for "Zero Friction" power pickup.


DCF-PS1.5 - 50 for N -1.5mm axles

DCF-PS2.0 - 50 for 2mm OO/HO axles

DCF-PS3.0 - 50 for 3mm sized axles



Modern EOT (End of train lamp)

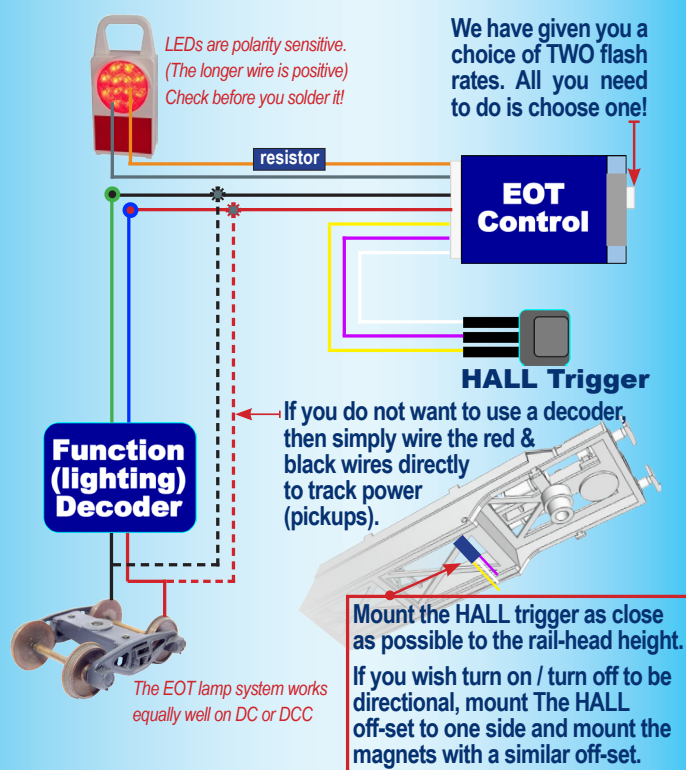


OWNERS MANUAL



DCCconcepts DML-EOTS3 End of Train lamp Basic Wiring Diagram for Using HALL trigger PLUS DCC Decoder Control

Just follow the colour coded wiring!



Owners Manual

Modern "End of Train" lamp.

Since the demise of the guards van, almost every freight movement on all railways across the world has had a red flashing EOT lamp in place on the rear wagon to confirm that the train is complete.

This same lamp is attached to some diesel or electric locomotives during "light engine" movements and can on occasion be used as a warning lamp for other purposes or hand carried by railway staff.

DCCconcepts EOT lamp is the first ever truly-to-scale, realistic model of this absolutely essential accessory for the modern image modeller.

Made using the original lamp as a reference, the DCCconcepts EOT lamp has been carefully crafted to exact 4mm scale and is perfect for UK modellers. (because the real difference between 4mm scale and HO is very small with an item this tiny, it is also usable for European, Australian and other freight trains too)

For illumination, the lamp incorporates one of our ultra-small NANOLight LEDs with a perfect "safety red" tint to properly replicate the real look of these lamps in use - keeping it accurate right through to its operation!

One EOT lamp isn't going to be enough for any layout, so we have packed the DCCconcepts DML-EOTS3 in packs of three, complete with all needed accessories, ready for operation on either DC or DCC power.

DML-EOTS3 - What is in the pack?:

We have included everything you might need for installation of 3 lamps for use on both DC and DCC layouts, including pickups.

- * 3x Truly-to-scale EOT Lamps
- * 3x Colour coded wiring harnesses
- * 3x "Hall triggers" for automatic on/off on DC or DCC layouts.
- * 3x Mini Neodymium magnets (Super-magnets) for EOT on/off triggering
- * 1x Metre of fine wire for Wiring Pickups
- * 12x Pickup springs for standard 2mm axles.

Want to control your EOT with a DCC decoder? We strongly recommend that you use the DCCconcepts CL4. This is the ONLY 4 fn, function only decoder that can be read on the program track without a dummy load!

DCCconcepts DML-EOTS3 End of Train lamp

Installation notes

- (1) DML-EOTS3 works equally well on DC or DCC power.
- (2) You can control DML-EOTS3 with BOTH the HALL trigger and a decoder if you wish. will also allow you to install a "Stay alive" if desired.
- (3) The HALL trigger is turned on and off by a magnet (supplied). Experiment and you will see that reliable operation needs the magnet to be placed within a couple of millimetres of the hall trigger to work.
- (4) For directional lighting, offset the hall trigger on the vehicle close to the track level and place the magnets in a similar offset at track level.
- (5) Do not forget to add a resistor in line with the positive wire to the EOT lamp. We have include some super-small resistors in the pack to make this easy.
- (6) Work neatly for best results. Insulate all bare wires. Take your time.

DCCconcepts EOT Lamp Warranty

DCCconcepts' guarantees and warranties are always made in respect of the original owner of the products. While our first priority is to always be sure that users of our products are given the best possible service we do also reserve the right to request proof of purchase so we can properly establish that you were the original purchaser and user of the product.

DCCconcepts use the best quality materials, testing each and every lamp, Hall trigger and EOT device before we pack them. We are therefore certain that they all worked when they left us so any future failure will be extremely rare.

We warrant only as follows: If the EOT device does NOT work and there is NO visible damage we will replace it. If it is damaged in any way including heat burns it cannot be a warranty issue. Hall devices and LEDs are static, light and voltage sensitive. We do not know the skill level, precautions taken or quality of equipment used when installing the EOT systems. Therefore while we will always do our best to help you, we cannot give warranties for Hall, LEDs or EOT lamps.

The DML-EOTS3 End of Train lamp and all related accessories are designed & manufactured by
DCCconcepts Pty Ltd.
Sales@DCCconcepts.com
www.DCCconcepts.com

