




Introducing Legacy Models

First... for those who are wondering, Legacy models is a sister company to DCCconcepts Ltd. We share the same DNA and work towards the same goal... Innovative, super-reliable products that are easy to use.

You have already seen some Legacy products within our range. LM-iD is the first of many new Legacy products we will add over the next few months, with the next expected before Christmas.

With DCCconcepts also getting ready to launch some products that will, quite frankly, change the way we wire layouts and make many competitor items obsolete overnight... it will be an exciting end to 2020 and a very interesting year for all in 2021.

Kindest regards to modellers everywhere

A handwritten signature in blue ink, appearing to read 'Richard Johnson', is positioned above the printed name.

Richard Johnson

The Legacy Models LM-iD Detector

Detection on a layout is useful, but usually accompanied by complicated looking boxes, loads of wires and instructions that would test the most ardent technophile. Additionally, you generally buy one item only to find you need more to complete the picture... followed by the need to knit a nest of wiring.

LM-iD cuts through most of this complication for you:

It only needs the simplest of wiring. It has incredibly easy installation needs and everything needed to give you interactive detection is already there, including connections for LEDs on a control panel that show where your trains are and occupancy LEDs for hidden sidings. It can trigger turnouts to change points, drive relays and motors on demand and will provide feedback to any of the many computer systems and on-screen display control systems now available if you also have the required interfaces.

Most importantly, LM-iD is complete out of the box and can ready to work with the minimum of fuss:

No need to solder wires to the PCB as with other inductive detectors. No need to add things to drive powered devices as with other offerings. No need to interpret instructions carefully as the PCB has clear connection info printed on it. Only ONE wire is needed to get it working and even that is already present as all it takes to bring it to life is an isolation gap in one rail and the re-routing an existing dropper wire.



Let's summarise LM-iD and its abilities

ONE wire and LM-iD is operational: Pass one dropper wire through the transformer mounted on LM-iD and then add a load across the track section it is linked to - LM-iD will see the change in state and react.

In fact if you now connect the low level logic outputs to a Cobalt-iP digital or anything at all that reacts to a high/low or on-off connection, it will be triggered.

LM-iD reliably detects anything that alters the electrical state in the section: Examples are powered items such as Locomotives, illuminated coaches or rolling stock with resistive wheelsets. Even just a single tail lamp or a lamp in a Guards' van or Caboose.

Add a low voltage DC power supply and it will power almost anything needed: The power connections are "polarity free" and can happily accept DCC track power OR a regulated DC power input. Do that and the logic level (5v) outputs will drive LEDs on control panels or even in signals, change turnouts and give feedback to almost anything that needs it. Use the high power outputs, which are regulated to give 12v even if your input power is higher and you can change relays, drive DC motors or accessories that need a little extra "oomph"

LM-iD is very easy to connect: All connections are clearly marked. Unlike other inductive detectors, every output uses screw terminals and we have even made it possible to easily add an external panel LED and directly connect to and operate both low voltage logic-level things and higher current items such as relays. (LM-iD will act without outside power, but powering external devices needs a power source added. (This can be your DCC bus, or a simple regulated DC wall plug from your bottom drawer).

LM-iD needs no soldering or complex set-up: It can be added later or at the time of layout creation.

One wire from the track power bus through the hole in the LM-iD coil. Add power if you want. No other set-up or fiddling to do. It is that simple.

LM-iD doesn't care which brand of DCC you use: Nor does it care what scale you model in or which brand of detection interface your system needs. It works with all Control software too. It works with everything!

LM-iD can be used time after time and there is no limit to the number of LM-iD detectors on your layout as they draw no power unless they are activated.

Nothing to tweak, nothing to go wrong. LM-iD just works every time:

Legacy LM-iD is available in single packs or packs of three with a one-year warranty (but it won't wear out and we don't think you will be able to break it anyway)




LM-iD - Detection Made Easy!

Time to let the pictures do the talking...

12v DC 250mA high power outputs. Use to power Relays, DC motors or anything else that needs this level of power to work.

Logic or Low level outputs. Use to power LEDs, give system feedback OR to change turnouts, Our ADS decoders or similar things.



Loop ONE of the track-bus dropper wire through here. (wrap it round ONE turn) and then connect it to the isolated track section that you want LM-iD to detect.

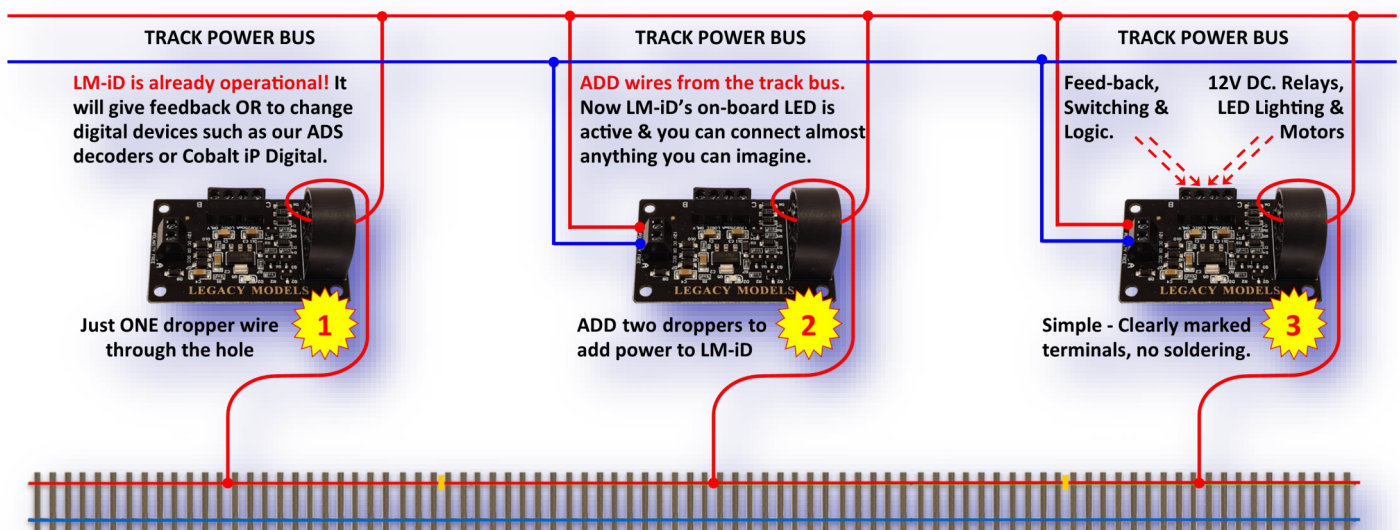
Onboard LED to help you confirm LM-iD operation during the set-up stage

ADD power here...
Either from the DCC track bus OR via a regulated DC power supply. (9~18v DC)
LM-iD doesn't care which.

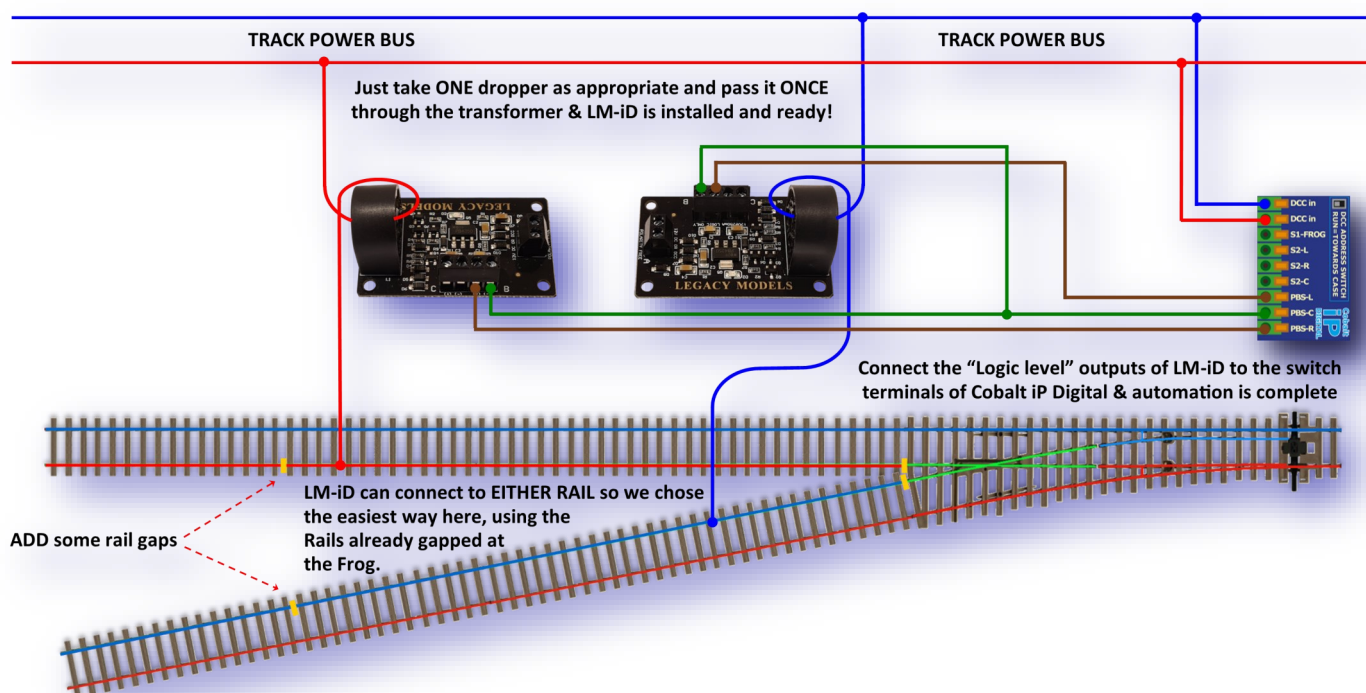


Now for two examples that will make wiring clear to you...

Three simple connection diagrams that tell the whole story...



And another that shows you just how simple it is to create automation with LM-iD...





LM-iD is ready to deliver now....

LM-iD has already arrived and we are packing it now... so it's ex-stock and deliveries are already on the way to our DCCconcepts specialist dealers too. Order now for delivery within just a day or two from either DCCconcepts or your favourite dealer.




LM-iD.1

A single LM-iD detector with detailed instructions

LM-iD.1

A 3-pack LM-iD detector with detailed instructions





 *That's all for now now....*

One more exciting Legacy models product will be announced next week though.


In addition to new Legacy products... Plane loads of DCCconcepts Cobalt-S Levers, Cobalt point motors, Rolling Roads and ADS decoders are also on the way, and pre-production samples of some NEW and very exciting DCCconcepts products are winging their way to UK right now as well - so it will be an exciting end to 2020 and a busy 2021 to come.

Best wishes, kind regards and Merry Christmas to everyone from all of us here at DCCconcepts.

The FOCUS Forum. By the way... if you are not already a Focus Forum member, why not join?

[Click here.](#)

You will find a hassle free, informative, supportive forum to participate in, with lots of interesting threads, supportive members and a mountain of knowledge for you to share.



Richard Johnson, DCCconcepts CME